

water separators

FEATURES

- eliminate corrosion, damage to tools and machinery downtime with efficient bulk water removal
- eliminate 99% of liquids in your compressed air or gas system improving your processes and reducing costly downtime
- 16 models with connections from ¼" NPT to 4" flanged and rated flows from 25 to 3000 scfm
- perfectly suited for variable speed compressors
- housing manufactured from die cast aluminum and polyester powder coated for optimum corrosion protection for the most demanding applications
- manufactured in an ISO 9001 approved facility and tested in accordance with ISO 12500-4
- applications include electronics, instrumentation, laboratories, automotive, robotics, oil and gas, paint applications and pneumatic conveying




unique fins

engineered using the latest computational fluid dynamic software to optimize liquid removal efficiency



internal shield

ensures that the separated liquid cannot re-enter the air or gas stream greatly improving drainage



nano-purification solutions
charlotte, north carolina
united states

nano-purification solutions
new bethlehem, pennsylvania
united states

nano-purification solutions
st. catharines, ontario
canada

nano-purification solutions
gateshead, tyne and wear
united kingdom

nano-purification solutions
krefeld, germany

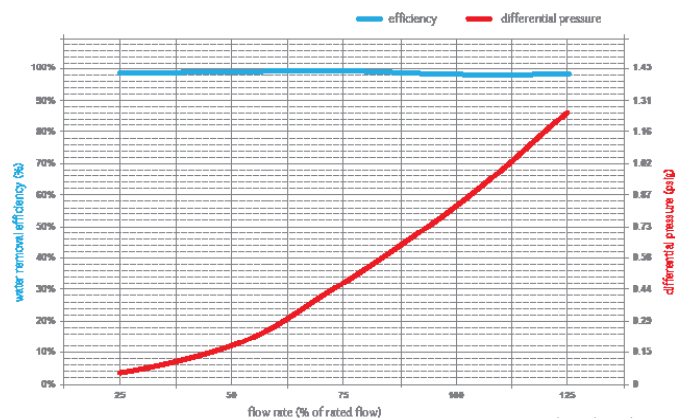
tel: 704.897.2182
fax: 704.897.2183
email: support@n-psi.com
web: www.n-psi.com

SPECIFICATIONS

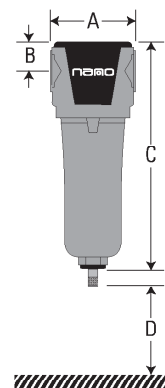
separator model	inlet & outlet		rated flow ⁽¹⁾		dimensions (inches)				approx. weight
	NPT/Flg	scfm	Nm ³ /h	A	B	C	D	E	lbs
NF 0025 WS	¼"	25	42	2.76	0.98	7.75	3.00	-	1.3
NF 0035 WS	⅜"	35	59	2.76	0.98	7.75	3.00	-	1.3
NF 0050 WS	½"	50	85	2.76	0.98	9.37	3.00	-	1.3
NF 0070 SWS ⁽²⁾	½"	70	119	3.94	1.34	8.39	3.00	-	3.1
NF 0070 WS	½"	70	119	3.94	1.34	11.03	3.00	-	3.3
NF 0125 WS	¾"	125	212	3.94	1.34	15.75	3.00	-	3.3
NF 0175 WS	1"	175	297	3.94	1.34	15.75	3.00	-	3.3
NF 0280 SWS ⁽²⁾	1 ¼"	280	476	4.80	1.65	15.00	3.00	-	5.1
NF 0280 WS	1 ¼"	280	476	4.80	1.65	18.19	3.00	-	5.5
NF 0325 SWS ⁽²⁾	1 ½"	325	553	4.80	1.65	15.00	3.00	-	5.1
NF 0325 WS	1 ½"	325	553	4.80	1.65	18.19	3.00	-	5.5
NF 0400 WS	1 ½"	400	680	5.75	2.05	18.94	3.00	-	8.8
NF 0700 WS	2"	700	1189	5.75	2.05	31.18	3.00	-	8.8
NF 1250 WS	2 ½"	1250	2124	8.27	2.64	32.17	3.00	-	18.7
NF 1500 WS	3"	1500	2549	8.27	2.64	38.39	3.00	-	18.7
NFE 3000 WS-ND	4" Flg	3000	5097	18.00	4.57	25.59	11.81	13.50	64.6

specifications	0025 to 0050 WS	0070 to 1500 WS	3000 WS-ND
recommended operating temperature range	35 to 176°F	35 to 176°F	35 to 176°F
design operating temperature range	35 to 176°F	35 to 176°F	35 to 176°F
design operating pressure range	0 to 232 psig	22 to 232 psig ⁽³⁾	22 to 232 psig
condensate drain (included) ⁽⁴⁾	NDK 0050	NDK 1500	-

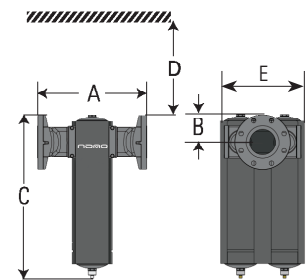
pressure correction factors	60	70	85	100	115	145	175	205	232
operating pressure (psig)	60	70	85	100	115	145	175	205	232
correction factor	0.76	0.84	0.92	1.00	1.07	1.19	1.31	1.41	1.51



actual results using an NF 070 WS tested to ISO 12500-4 standards



NF 0025 WS to NF 1500 WS



NFE 3000 WS

- (1) at 100 psig. For all other pressures, refer to the pressure correction factors above
- (2) a shorter version of the standard separator for compact installations and/or low liquid loads
- (3) for pressures below 22 psig order with an NDK 0050 condensate drain
- (4) all filters are supplied with an automatic float drain except NFE 3000-ND. When high liquid loads are anticipated we recommend installing a high capacity external condensate drain. Contact support@n-psi.com for available options
- (5) technical specifications subject to change without notice. Direct inquiries to support@n-psi.com or contact 704.897.2182